










The ultimate in design and comfort.

Construction:
Solid hardwood frame with all joints glued and dowelled.

Cushions:
Back cushions are a combination of feather and fibre. Seat cushions are in filled with premium foam.

Specifications

			
Chair 1210(W) x 1050(D) x 800(H)	2 Seater 1870(W) x 1050(D) x 800(H)	2.5 Seater 2120(W) x 1050(D) x 800(H)	
			
3 Seater 2370(W) x 1050(D) x 800(H)	3.5 Seater 2670(W) x 1050(D) x 800(H)	4 Seater 3000(W) x 1050(D) x 800(H)	